



# TOOL CART 3 Tray

## Part No. K7071

### OPERATION MANUAL

**TRAY LOAD LIMIT: 34.4kg**  
**TOTAL LOAD LIMIT: 92kg**



#### **⚠ IMPORTANT:**

THIS OPERATING MANUAL CONTAINS IMPORTANT SAFETY INFORMATION. READ CAREFULLY AND UNDERSTAND ALL INFORMATION BEFORE OPERATING TOOL. SAVE THIS MANUAL FOR FUTURE USE.

### PARTS LIST



**4 x Uprights**

**2 x Tray**

**1 x Base Tray**

**Nut & Bolt Assembly Pack**



**Castor & Bolt Pack**




**2 x Fixed Castors**




**2 x Swivel Castors**



**1 x Trolley Handle**



## TOOLS NEEDED



No 3 Screwdriver



10mm Spanner



12mm Spanner

OR



5mm Hex Key

### ASSEMBLY INSTRUCTIONS

**Step 1:** Remove all contents from carton and reference the parts list ensuring you have all the parts

**Step 2:** Starting with the base tray attach each vertical upright using the supplied screws and nuts

**NOTE:** Do not fully tighten screws until unit is assembled

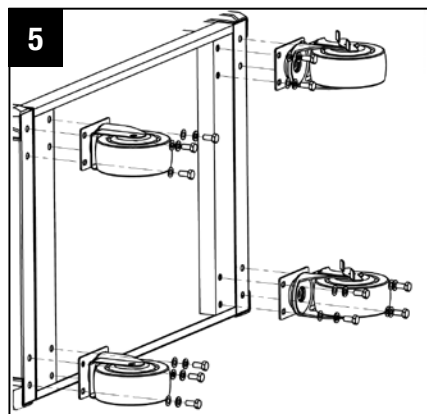
**Step 3:** Repeat Step for the top tray, then centre tray

**Step 4:** Tension all screws ensuring they are tight

**Step 5:** Carefully lie the Cart on its side and fit the 4 swivel castors using the bolts and washers provided ensuring they are tightly fastened.

**NOTE:** Install the two locking castors on the same side so they can be easily accessed, we suggest fitting both to the handle side of the cart.

**Step 6:** Stand Cart back on the castors and fit side handle using the bolts provided.



### SPARE PARTS



### REPLACEMENT PARTS

ITEM	PART NO.	DESCRIPTION	QUANTITY
1	K7071-1	Trays	2
2	K7071-2	Handle	1
3	K7071-3	Nut & Bolt Assembly Pack	1
4	K7071-4	Fixed Castor	2
5	K7071-5	Swivel Castor	2
6	K7071-6	Upright	4
7	K7071-7	Bottom Shelf	1

### Caution: Take Safety Precautions When Using Your Toolbox



**KINCROME**  
TOOLS + EQUIPMENT™

**National Head Office**  
National Distribution and Showroom  
3 Lakeview Dve, Caribbean Business Park  
Scoresby Victoria 3179 Australia  
ABN 41 007 185 006

**Administration**  
T (03) 9730 7100 F (03) 9730 7199  
E enquiries@kincrome.com.au  
W kincrome.com.au

**Customer Service Centre**  
T 1300 657 528 F 1300 556 005

Made to Kincrome Tools & Equipment Pty Ltd Global specifications and quality standards in China  
Kincrome UK Ltd PO Box 468 Southampton SO30 9EP

Australia & Global	UK & EU
www.kincrome.com.au	www.kincrome.co.uk
enquiries@kincrome.com.au	enquiries@kincrome.co.uk