



# TOOL CART 2 Tray

## Part No. K7073

### OPERATION MANUAL

**TRAY LOAD LIMIT: 45kg**  
**TOTAL LOAD LIMIT: 90kg**



#### **⚠ IMPORTANT:**

THIS OPERATING MANUAL CONTAINS  
IMPORTANT SAFETY INFORMATION. READ  
CAREFULLY AND UNDERSTAND ALL  
INFORMATION BEFORE OPERATING TOOL.  
SAVE THIS MANUAL FOR FUTURE USE.

### PARTS LIST



**4 x Uprights**

**2 x Shelves**

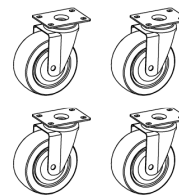
**1 x Base Shelf**



**Nut & Screw Assembly  
Pack**



**Castor & Bolt Pack**




**4 x Castors**



**1 x Trolley Handle**

### TOOLS NEEDED



No 3 Screwdriver



10mm Spanner



12mm Spanner

OR



5mm Hex Key

### ASSEMBLY INSTRUCTIONS

**Step 1:** Remove all contents from carton and reference the parts list ensuring you have all the parts

**Step 2:** Starting with the base shelf attach each vertical upright using the supplied screws and nuts

**NOTE:** Do not fully tighten screws until unit is assembled

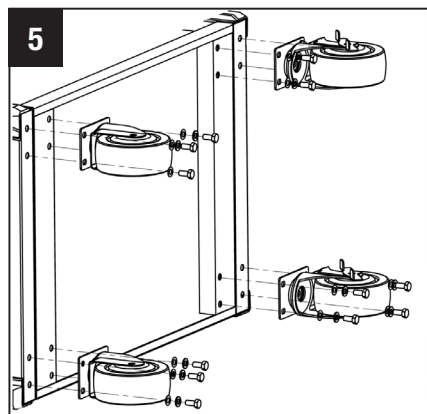
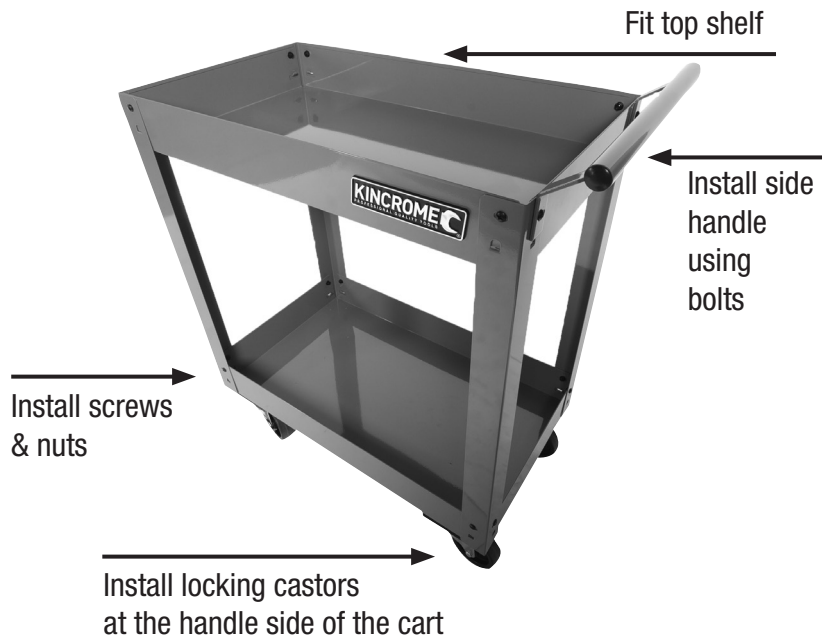
**Step 3:** Repeat Step for the top shelf

**Step 4:** Tension all screws ensuring they are tight

**Step 5:** Carefully lie the Cart on its side and fit the 4 swivel castors using the bolts and washers provided ensuring they are tightly fastened.

**NOTE:** Install the two locking castors on the same side so they can be easily accessed, we suggest fitting both to the handle side of the cart.

**Step 6:** Stand Cart back on the castors and fit side handle using the bolts provided.





# TOOL CART 2 Tray

## Part No. K7073

### SPARE PARTS



### REPLACEMENT PARTS

ITEM	PART NO.	DESCRIPTION	QUANTITY
1	K7073-1	Handle & Bolt Pack	1
2	K7073-2	Castor Pack	1
3	K7073-3	Nut & Bolt Assembly Pack	1

### Caution: Take Safety Precautions When Using Your Toolbox



**KINCROME**  
TOOLS + EQUIPMENT™

National Head Office  
National Distribution and Showroom  
3 Lakeview Dve, Caribbean Business Park  
Scoresby Victoria 3179 Australia  
ABN 41 007 185 006

Administration  
T (03) 9730 7100 F (03) 9730 7199  
E [enquiries@kincrome.com.au](mailto:enquiries@kincrome.com.au)  
W [kincrome.com.au](http://kincrome.com.au)

Customer Service Centre  
T 1300 657 528 F 1300 556 005

Made to Kincrome Tools & Equipment Pty Ltd Global specifications and quality standards in China  
Kincrome UK Ltd PO Box 468 Southampton SO30 9EP

Australia & Global	UK & EU
<a href="http://www.kincrome.com.au">www.kincrome.com.au</a>	<a href="http://www.kincrome.co.uk">www.kincrome.co.uk</a>
<a href="mailto:enquiries@kincrome.com.au">enquiries@kincrome.com.au</a>	<a href="mailto:enquiries@kincrome.co.uk">enquiries@kincrome.co.uk</a>