KINCROME PT18

18V USB Adaptor

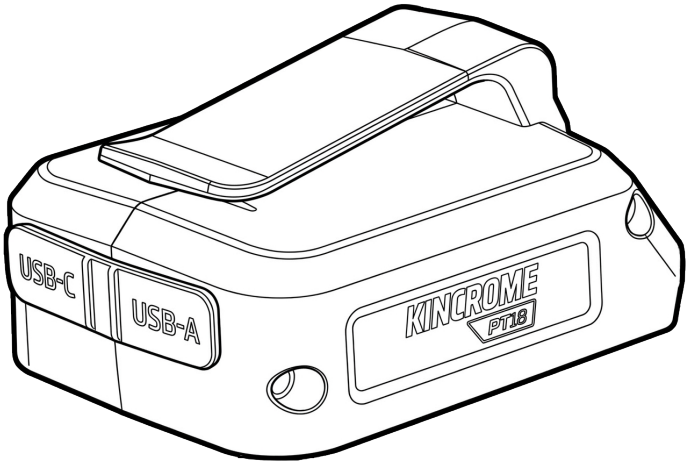

K23059

ED2 APRIL 2026

General Safety Warnings

K23059

WARNING!: This operating manual contains important safety information, read carefully & understand all information before operating. Save this manual for future use.
WARNING!: Before using the battery pack and Charger, read this operator's manual, your tool Operator's manual, and all labels on the battery Pack, charger and tool.

Electrical & Charging Safety

1. **Inspect Before Use:** Read all instructions and cautionary markings. Never use a charger, cable, or battery that shows signs of damage, cracks, or has received a sharp blow.
2. **Authorized Equipment Only:** Use only specifically designated PT18 battery packs and USB cables in good condition. Never attempt to connect two chargers together.
3. **No Modifications:** Do not disassemble, open, or attempt to modify the 18V USB Adaptor, charger or battery pack for any reason.
4. **Terminal Protection:** When not in use, keep the battery away from metal objects (paper clips, coins, keys, nails) that could create a bridge between terminals and cause a fire.

Fire & Explosion Hazards

1. **Temperature Limits:** Never store or use equipment where temperatures exceed 40°C (104°F). Do not expose batteries to fire or temperatures above 130°C, as they may explode.
2. **Proper Ventilation:** Do not cover the 18V USB Adaptor or charger or place objects on top of it. Keep it away from heat sources and soft surfaces that could cause internal overheating.
3. **Flammable Environments:** Do not operate tools or chargers near flammable liquids or vapors.
4. **Disposal:** Never incinerate a battery pack, even if it is completely worn out or badly damaged.
   Do not discard batteries in general waste or household recycling bins. Batteries must be disposed of at authorized e-waste collection points. Contact your local council for more information.

Chemical & Personal Safety

Battery Leakage: Under abusive conditions, liquid may leak from the battery. Avoid contact. If contact occurs, flush with water immediately. If liquid enters the eyes, seek medical help immediately.

Child Safety: Always store the charger, batteries, and tools out of the reach of children.

Professional Service: Never attempt to repair a damaged battery pack. All servicing must be performed by the manufacturer or an authorized provider.

Operational Requirements

Compatibility: Check the power rating and charging instructions of your specific appliance before connecting it to this device.

Charging Environment: Only charge the battery within the temperature range specified in the instructions to prevent battery damage and fire risks.

Safety & Maintenance Safety

A safety feature of the Kincrome 18V Li-Ion battery system is that if the Battery Pack is too hot to be charged, the Battery Charger will NOT start charging and the light will remain Green. When the Battery Pack has cooled, the Charger will start charging.
This may take up to 45 minutes.

Maintenance

The batteries have been designed to provide trouble-free life. However, like all batteries, they will eventually wear out. DO NOT disassemble battery pack and attempt to replace the cells. Handling of these batteries, especially when wearing rings and jewellery, could result in serious burns or electric shock.
To obtain the longest possible battery life, remove the battery pack from the charger once it is fully charged and ready for use.

Storage

Store the battery pack where the temperature is below 27°C.

SHORT TERM STORAGE (WEEKLY OR MONTHLY USE)

Fully charge the battery pack and remove from charger. Store in a safe environment below 27°C.

LONG TERM STORAGE (6 MONTHS)

Battery packs should have a charge state of 2 indicator lights. It is recommended that battery packs are discharged to one indicator light (by running in a tool) and charged back up to 2 indicator lights to prevent over discharge (from self discharge).
To charge the battery pack after a six months storage period, it is recommended to discharge the battery about 10%-20% (by running it in a tool) and charge afterwards to maximize the battery lifetime.

Know Your Product

K23059

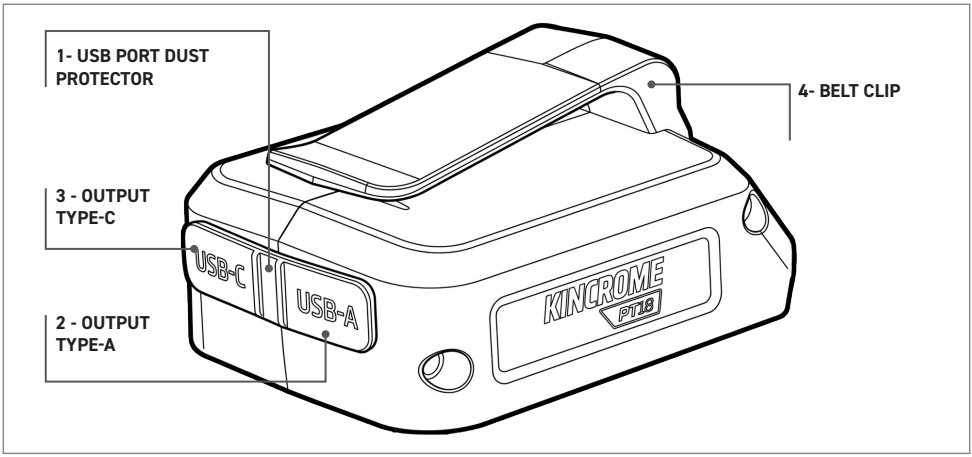

Specifications

Input Voltage	18VDC, 2A
Output Voltage	5V/3.4A, 9V/2A, 12V/1.5A (Type - A) 5V/3A, 9V/2.22A, 12V/1.67A (Type - C)
Compatible Batteries	Kincrome PT18 only

General Usage

The K23059 is designed to charge up to two USB-compatible devices (like phones, tablets, or cameras) at the same time. Always use USB cables that are in good condition and check your device's power requirements before connecting.

How To Insert Battery On USB Adaptor

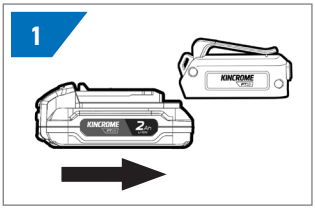

1. ALIGN BATTERY RIBS WITH TOOL

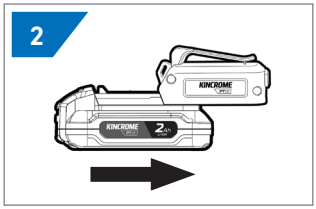

2. SLIDE INTO TOOL

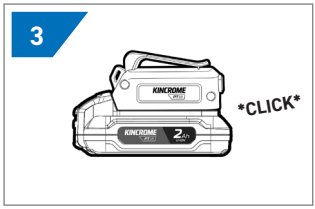

3. STOP WHEN YOU HEAR IT CLICK IN PLACE

Connecting to USB Adaptor

K23059

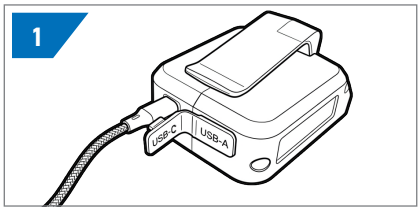

1. CONNECT THE DEVICE TO BE CHARGED VIA USB CORD TO THE 18V USB-A OR USB-C PORT

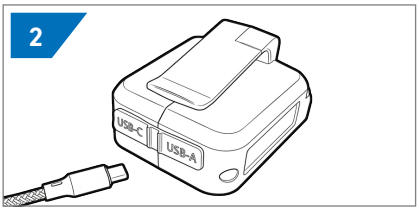

2. TO REMOVE, DISCONNECT USB CABLE REINSTALL DUST PROTECTOR AND PRESS THE BATTERY RELEASE TAB AND SLIDE THE 18V USB ADAPTOR FROM THE PT18 BATTERY.

Warning!

Do not at any time let brake fluids, gasoline, petroleum based products, penetrating oils, etc., come in contact with plastic parts. Chemicals can damage, weaken or destroy plastic which may result in serious personal injury.

WARNING THE FOLLOWING ACTIONS WILL RESULT IN THE WARRANTY BEING VOID.

- If the tool has been operated on a supply voltage other than that specified on the tool.
- If the tool shows signs of damage or defects caused by or resulting from abuse, accidents or alterations.
- Failure to perform maintenance as set out within the instruction manual.
- If the tool is disassembled or tampered with in any way.
- Always wear eye protection.

Symbols

The rating plate on your tool may show symbols. These represent important information about the product or instructions on its use.

	Direct current, DC		Waste electrical products should not be disposed of with household waste. Please recycle where facilities exist. Check with your Local Authority or retailer for recycling advice.
	Refer to instruction manual/booklet		
	Avoid & do not operate near or in water.		General warning
	Chemicals are toxic to aquatic wildlife.		Avoid & do not operate near or in open flame.
max40°C	Do not use battery in conditions above 40°C		Regulator compliance mark
	Always wear eye protection		

OFFICE CONTACT DETAILS

Phone: 1300 657 528 Email: enquiries@kincrome.com.au Website: www.kincrome.com.au

22 PAP

WARRANTY

3 YEAR WARRANTY

Our goods and services come with guarantees that cannot be excluded under the Australian Consumer Law. For major failures with the service, you are entitled: -to cancel your service contract with us; and -to a refund for the unused portion, or to compensation for its reduced value. You are also entitled to choose a refund or replacement for major failures with goods. If a failure with the goods or a service does not amount to a major failure, you are entitled to have the failure rectified in a reasonable time. If this is not done you are entitled to a refund for the goods and to cancel the contract for the service and obtain a refund of any unused portion. You are also entitled to be compensated for any other reasonably foreseeable loss or damage from a failure in the goods or service. Kincrome Australia Pty Ltd of 3 Lakeview Drive, Caribbean Park, Scoresby, Victoria (Tel 1300 657 528) also provides the Kincrome Limited Lifetime Guarantee, 5 Year Warranty, 5 Year (3+2) warranty, 3 Year Warranty, 2 Year Warranty and 12-Month Warranty (Kincrome Express Warranties) in respect of some of its products. If a product is covered by a Kincrome Express Warranty and it has materials or workmanship defects (other than defects caused by abnormal or non warranted use) which are covered under the terms of the relevant Kincrome Express Warranty, you can, at your cost, send the product to the above address for repair or replacement. Your rights under a Kincrome Express Warranty are in addition to any other rights you have under the Australian Consumer Law or other applicable laws. For further details and terms please check our product guide, visit www.kincrome.com.au or call us. Every effort is made to ensure advertised stock is available, but due to factors beyond the control of Kincrome Australia Pty. Ltd, not all products advertised in this catalogue may be available at all stores. Kincrome Australia Pty. Ltd. reserves the right to correct printing errors. All sizes shown are approximate only. Accessories shown do not come with the product unless otherwise specified. Due to printing process, colours in this catalogue may vary slightly to actual item. E. & O. E.© Copyright 2022. Reproduction in whole or in part is prohibited without written approval.